

DAYTONA

HIGH-END SPORT UTILITY TOY HAULER TRAVEL TRAILERS

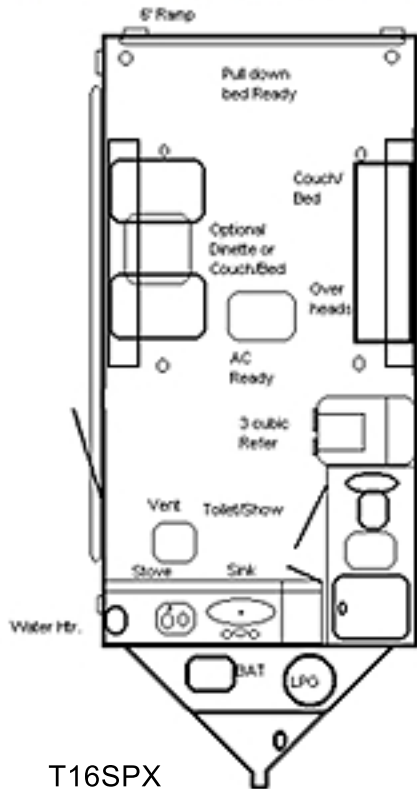
Model	Box Length	O/L	GVWR	Axle LBS.	Hitch	Payload	Fresh Water	LP Gas
T16SPX	16'	19.5	7000	3800	400	3200	55 Gal.	5 Gal.
T18SPX	18'	22.5	7000	4200	400	2800	55 Gal.	10 Gal.
T21SPX	21'	24.5	10000	4800	450	5400	100 Gal.	10 Gal.
T24SPX	24'	27.5	10000	6000	500	4000	100 Gal.	10 Gal.

All Daytona Toy Hauler are units equipped with spring loaded 2,000 LBS. ramp gate and Standard RV Door Dual Axle with Electric Braking system.

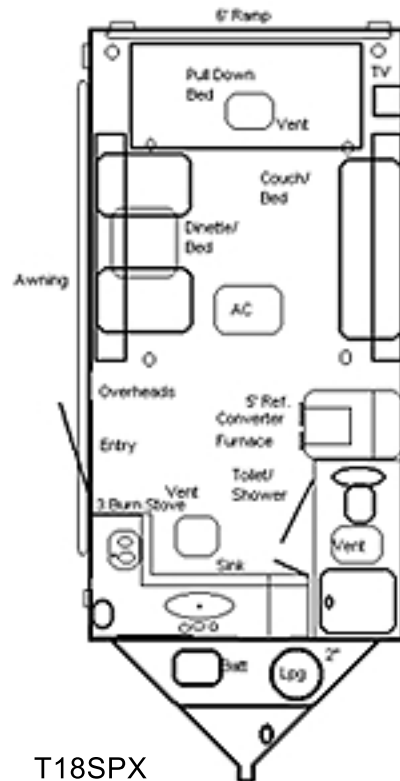
Emergency stop is standard on all units!

*Dry weight may change depending on options and upgrades

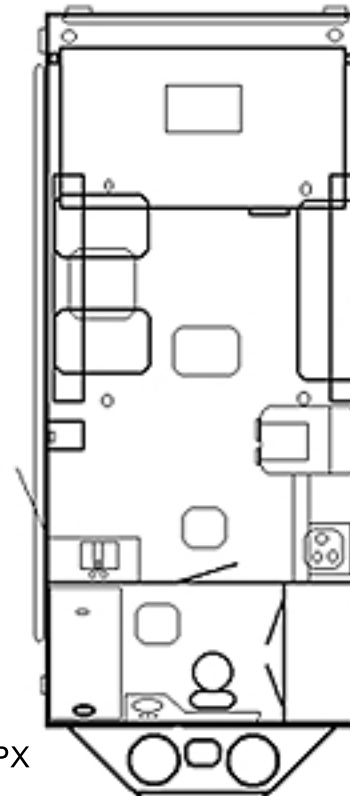
Daytona reserves the rights to make changes at any time.



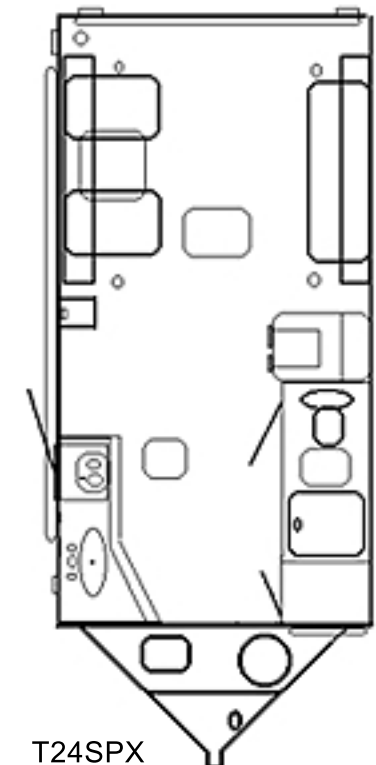
T16SPX



T18SPX



T21SPX



T24SPX